

| MEGABLOC

TECHNICAL DATA

Size of production pallets:
(1200 - 1500) x (1200 - 1500) mm.

Useful working area:
(1120 - 1400) x (1120 - 1400) mm.

Height of the products:
from 25 to 400 mm.

Cycle time:
12 - 16 seconds.

Average production of 20 x 20 x 40 cm (8")
blocks per hour: 4000 - 4500 pcs.

Average production of 20 x 15 x 40 cm (6")
blocks per hour: 4800 - 5400 pcs.

Average production of paving stone blocks (sin-
gle layer) per hour: 330 - 370 m2.

Minimum area for the plant (for equipment and
curing chambers): 2000 m2.

VIBRATION

Two vibrating tables.

Servomotors with independent forced ventila-
tion for continuous operation.

Greased in permanent oil bath (minimum main-
tenance).

Maximum vibration force: 200 kN.

Power: 8x15 kW.

Power upper vibration: 2x5,5 kW.

HYDRAULIC GROUP

Cooling by air.

Power: 2x45 kW.



Polígono Industrial Juncaril, calle Loja 119
18220 Albolote (Granada) SPAIN


+34 958 466 990
poyatos@poyatos.com

poyatos.com

Growing with you

| MEGABLOC

MEGABLOC



2 independent vibration tables for better filling compensation. Greased in permanent oil bath (minimum maintenance).

MEGABLOC

Maximum production capacity

Megabloc stands out for providing the highest productivity, 18 blocks of 20 cm (8") per cycle (up to 4500 blocks per hour), thanks to its servo-driven vibration system with two vibrating tables, that allows a balanced filling of the mould as the parameters of vibration at each one of the tables are adjusted independently.

The servo-driven vibration system consists of **2 vibrating tables equipped with 8 servo-motors** (4 servo-motors with 4 eccentric masses per each table) allowing for exact control of all vibration parameters: frequency, amplitude, speed of phase changes, etc.


The Megabloc machine can run on either **wood, steel, or plastic production boards** ranging from 1200 mm to 1500 mm (47" to 59") in width and in depth. Optionally, it can be equipped to manufacture face mix products.

Handling and transport of the production boards is done by an **automatic finger car** that can be customized in terms of height, load, turning capacity and operating speed. A manual or automatic buffer system for production boards can be included as well.

The Megabloc line includes an **automatic electronic cuber/palletiser, held by a double central column**, with high speed lateral and up & down movements with a "closed loop" controlled movement system which allows shorter operating times and reduced electrical consumption. The independent clamping from both directions is controlled by encoder to apply to each product the right pressure parameters, duly saved for each product at the running program. Optionally, the palletizer can be equipped with a vacuum system for stacking thin pavers and slabs.

There is a wide range of options to remove the packages with products out of the line according to the requirements of each project, such as roller track conveyor, slat conveyor or railway wagon.

Customized software program provides all kind of information about the machine performance, maintenance, management data (output, consumption of materials, incident notices...). The touch screen allows an easy and intuitive management of the program. Online support service allows the remote access to the program in the event of dire incidents if required.



Elevation of the box frame in its reverse gear to manufacture large slabs.



Brakes to block the tamper during demoulding.



Precision filling system developed by Poyatos. Encoder controlled feeding box.



All-wheel drive automatic fingercar for increased operating speed.



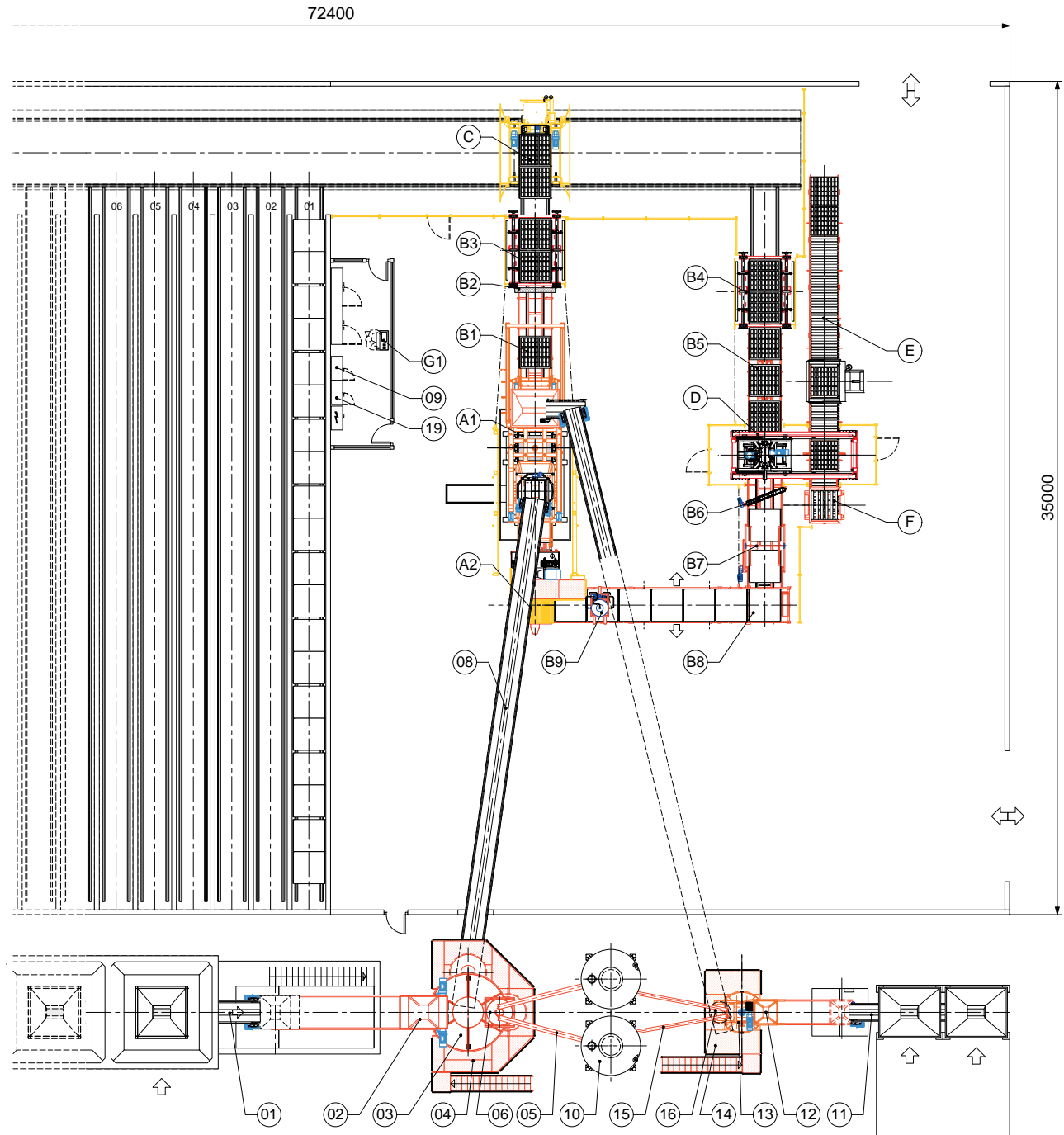
Robotic solutions for products cubing.



Optimization of routes and reduction of electrical consumption of the palletizer.



Free of charge online remote access service.



PLANT LAYOUT

A1 VIBRO-COMPACTING MACHINE MODEL MEGABLOC.	B9 LUBRICATOR OF PALLETS.	01 DOSING GROUP.	11 DOSING GROUP FOR 2ND LAYER.
A2 MAGAZINE INJECTOR OF PALLETS.	C FINGER CAR.	02 COMPLETE SKIP HOIST.	12 COMPLETE SKIP HOIST FOR 2ND LAYER.
B1 CONVEYOR OF PALLETS FROM MACHINE TO ELEVATOR.	D AUTOMATIC CUBER.	03 MIXER.	13 MIXER FOR 2ND LAYER.
B2 CLEANING BRUSH.	E ROLLERS TRACK.	04 PLATFORM AND HOLDING FRAME.	14 PLATFORM AND HOLDING FRAME FOR 2ND LAYER.
B3 10 FLOORS ELEVATOR WITH 2 PALLETS AT EACH.	F MAGAZINE OF SHIPPING PALLETS.	05 SCREW CONVEYOR FOR CEMENT.	15 SCREW CONVEYOR FOR CEMENT.
B4 10 FLOORS LOWERATOR WITH 2 PALLETS AT EACH.	G CONTROL PANEL.	06 CEMENT WEIGHTING SCALE.	16 CEMENT WEIGHTING SCALE FOR 2ND LAYER.
B5 CONVEYOR OF PALLETS (FOR 2).		07 WATER DOSING.	17 WATER DOSING FOR 2ND LAYER.
B6 BRUSH TO CLEAN PALLETS.		08 ELEVATING BELT FOR CONCRETE.	18 ELEVATING BELT FOR CONCRETE OF 2ND LAYER.
B7 PALLETS TURNING DEVICE.		09 CONTROL PANEL.	19 CONTROL PANEL.
B8 INJECTOR OF PALLETS.		10 SILOS FOR CEMENT.	